

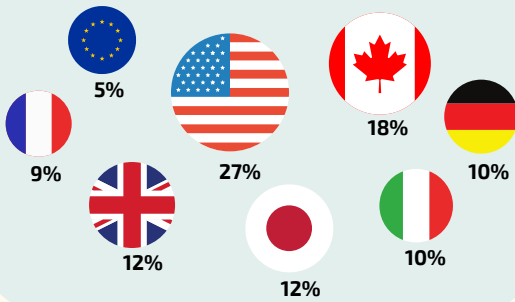
# A CLOSER LOOK AT THE EUROPEAN UNION'S OFFICIAL DEVELOPMENT ASSISTANCE DEDICATED TO HEALTH

## EU ODA DEDICATED TO HEALTH IN 2022

5%

Out of the €31,2 billion allocated to ODA, €1.6 billion goes to health. This represents **5%** of all EU ODA and **a decrease compared to 2021**, when health accounted for 7,9% of EU ODA.

## COMPARISON WITH HEALTH ODA FROM G7 COUNTRIES IN 2022



Compared with G7 countries, the EU has the **lowest share of ODA dedicated to health**.

## RECIPIENT COUNTRIES OF EU BILATERAL HEALTH ODA IN 2022

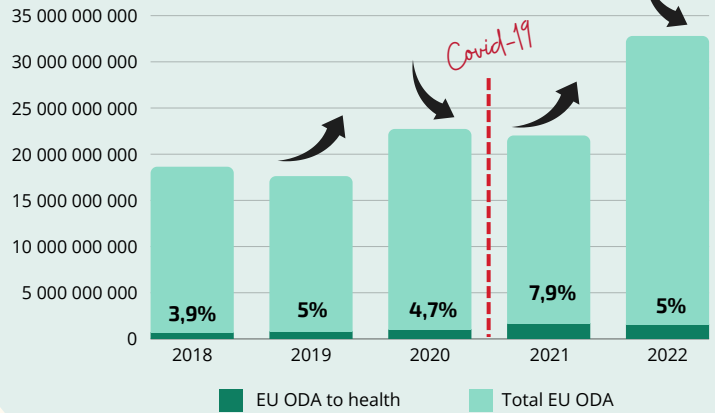


Among the top 10 recipients of bilateral EU health ODA, **only 4 are Least Developed Countries (LDCs)**.

44,23%

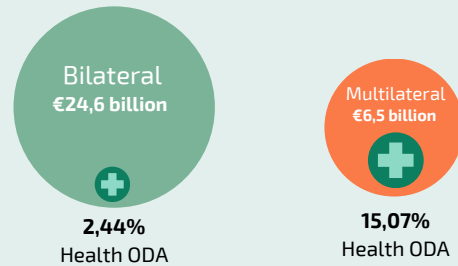
Bilateral health ODA allocated to LDCs

## EVOLUTION OF EU HEALTH ODA IN RECENT YEARS



The sharp increase of health ODA in 2021 is mainly due to the Covid-19 response. **In 2022, health ODA fell once more**, returning to pre-pandemic levels.

## HEALTH ODA BY CHANNEL IN 2022



While the majority of EU ODA is channeled bilaterally, **a larger share of EU health ODA is in fact channeled multilaterally** than bilaterally. However, despite representing a much higher percentage of the total, multilaterally channeled health ODA is **rather similar in volume** to that channeled bilaterally (985,15 vs 601,35).

## HEALTH IN THE MULTIANNUAL INDICATIVE PROGRAMMES IN SUB-SAHARAN AFRICA

Pending the ongoing MIPs review

3,9%

Health represents only **3,9%** of the total €10,2 billion envelope of the SSA regional MIP.

46

Overall number of SSA country MIPs

17

Include specific objectives related to health