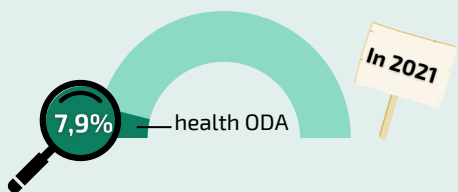


A CLOSER LOOK AT THE EUROPEAN UNION'S OFFICIAL DEVELOPMENT ASSISTANCE DEDICATED TO HEALTH

1

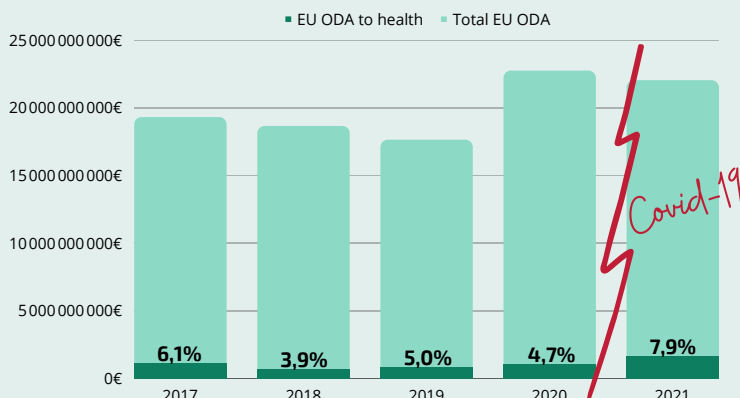
EU ODA DEDICATED TO HEALTH



Among the €20,4 billion allocated to ODA, only **€1,6 billion** goes to health.

2


EVOLUTION OF EU HEALTH ODA IN RECENT YEARS



The sharp increase of health ODA in 2021 is mainly **due to the Covid-19 response**.

3

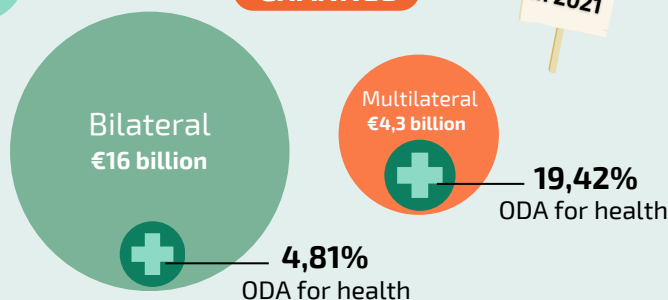
COMPARISON WITH HEALTH ODA FROM G7 COUNTRIES



Compared with G7 countries, EU has a **lower share** of ODA for health.

4

HEALTH ODA BY CHANNEL



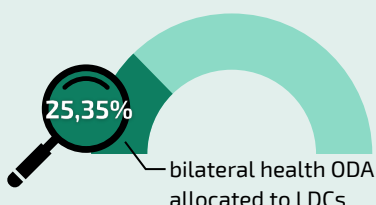
Despite representing a much higher share of the total, health ODA going through the multilateral channel is **rather similar in volume** to the bilateral one (€849 vs €770 million).

5

RECIPIENT COUNTRIES OF EU BILATERAL HEALTH ODA

- Morocco
- Serbia
- Egypt
- Jordan
- Laos
- DRC
- Burundi
- Tajikistan
- Turkey
- Albania

Among the top 10 recipients of the EU bilateral health ODA, only **3 are Least Developed Countries**.



6

HEALTH IN THE MULTIANNUAL INDICATIVE PROGRAMMES IN SUB-SAHARAN AFRICA

